



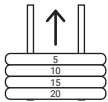
MuteStop

Put a stop to loud weight drops.

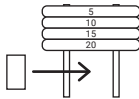
When muscles and metal meet engineered materials and simplistic design. MuteStop dampens impact and prevents the transference of vibrations from stack to the floor and on.

Installation Instructions

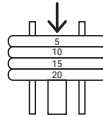
Please install responsibly and safely




Lift up weight stack



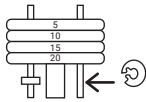
Insert safe support



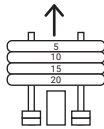
Release weight onto support



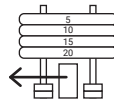
Select correct MuteStop



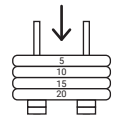
Install MuteStop



Lift up weight stack



Remove support



Workout (quietly)

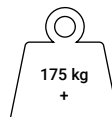
Weight Guidelines



Brown
Red



Red
Grey



Grey
Grey




iKoustic
Creating Quieter Spaces Together

iKoustic Soundproofing Ltd.
Unit 4 & 5, Eriwan Park, Sandbeck Way,
Wetherby, West Yorkshire, LS22 7DN


01937 588122
Sales@iKoustic.com
www.iKoustic.co.uk

**PUT A STOP
TO LOUD
WEIGHT
DROPS.**




MuteStop

**GAIN SIZE
WITH NO
LOUD
SURPRISE.**




MuteStop

**GET HENCH
BUT KEEP IT
HUSH.**



MuteStop

**THE SOUND
WAY TO GET
TONED.**




MuteStop

PREVENT VIBRATION IN YOUR STATION.




MuteStop

**TRAIN THAT
CHEST AND
SOUND THE
BEST.**




MuteStop

**DON'T
SLACK
PROTECT
THE STACK.**



MuteStop

**TURN DOWN
THE GAIN
BUT FEEL
THE PAIN.**




MuteStop

**TRAIN WITH
THE BOYS
MINUS THE
NOISE.**



MuteStop

**BEGIN THE
HUSTLE
FOR THE
MUSCLE.**



MuteStop